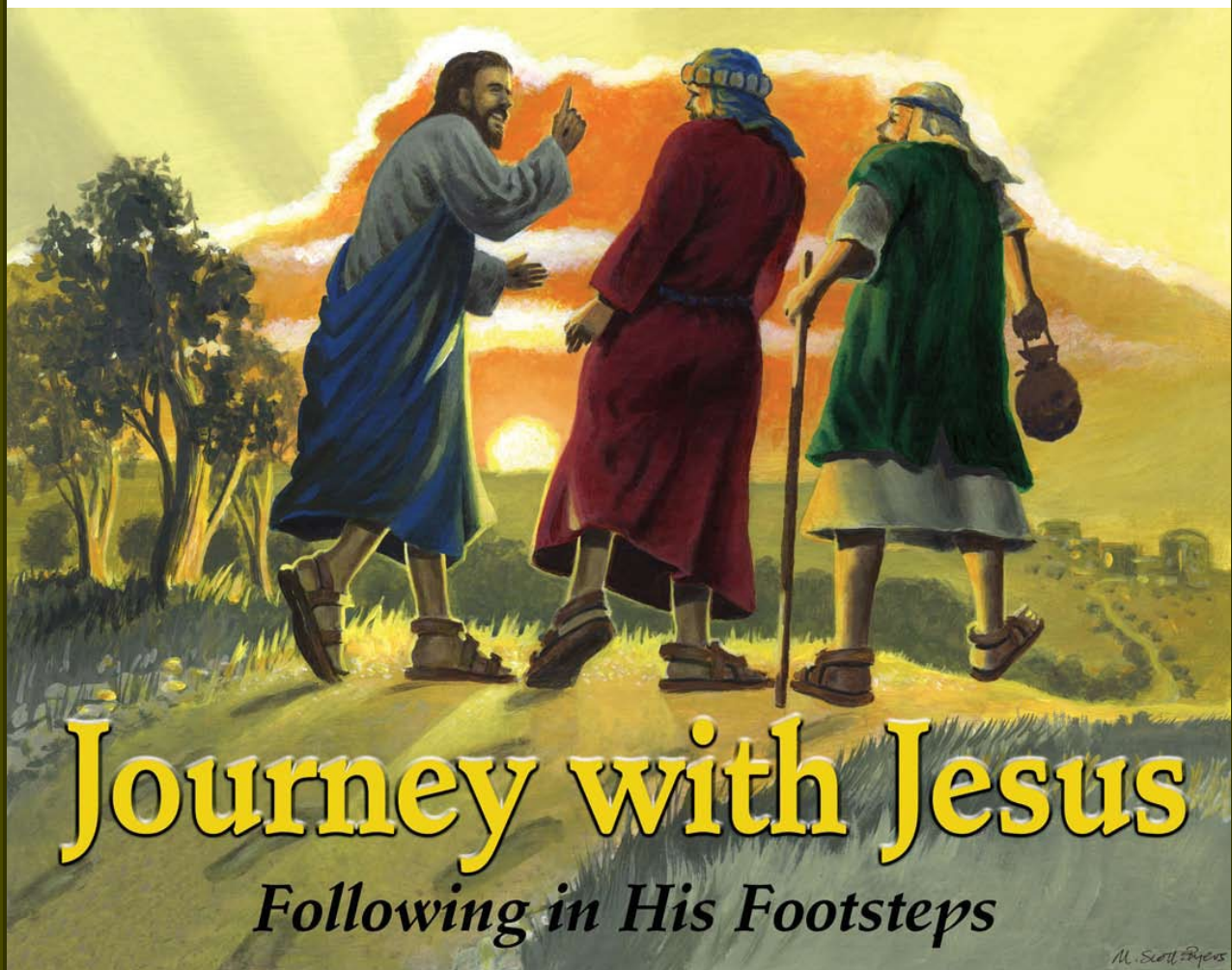


# Early Childhood (Ages 4-6)



*Vacation Bible School Early Childhood—Older Years. "Journey with Jesus—Following in His Footsteps." Copyright © 2021 BAPTISTWAY PRESS®. Not to be sold. A ministry of Texas Baptists. [www.baptistwaypress.org](http://www.baptistwaypress.org). Unless otherwise indicated, all Scripture quotations are from The Holy Bible, New International Version (North American Edition), copyright ©1973, 1978, 1984 by the International Bible Society. Used by permission of Zondervan Publishing House.*

# Vacation Bible School

## *Early Childhood— (Ages 4-6)*

### *Journey with Jesus—Following in His Footsteps*

<b>Session 1:</b>	<b>Jesus Teaches Us to Be a Friend: <i>The Four Friends</i> (Luke 5:17-26)</b>
<b>Session 2:</b>	<b>Jesus Teaches Us About Caring for Others: <i>The Good Samaritan</i> (Luke 10:25-37)</b>
<b>Session 3:</b>	<b>Jesus Teaches Us About Loving Others: <i>Zacchaeus</i> (Luke 19:1-10)</b>
<b>Session 4:</b>	<b>Jesus Loves Us: <i>A Happy Day</i> (Luke 24:1-12; Matthew 28:1-12)</b>
<b>Session 5:</b>	<b>Jesus Teaches Us to Tell Others About Him: <i>Go and Tell Others</i> (Luke 24:13-49)</b>

The **Mission Stories** were written by Lisa Keeling, Minister to Kids at Tallowood Baptist Church, Houston.

BAPTISTWAY PRESS® Team:

David Hardage: Executive Director, Baptist General Convention of Texas

Phil Miller: Director, Center for Church Health

David Adams: Director of Discipleship, Center for Church Health


Bob Billups: Publisher, BaptistWay Press, Center for Church Health

Adlín Cotto: Editor, BaptistWay Press VBS

**VBS Curriculum Overview for Early Childhood Older Years  
Entering Kindergarten and First Grade)**

<b>Session 1</b>	<b>Session 2</b>	<b>Session 3</b>	<b>Session 4</b>	<b>Session 5</b>
<p><b>Session Title and Bible Story</b></p> <p>Jesus Teaches Us to be a Friend: <i>The Four Friends</i> (Luke 5:17-20, 24b-26)</p>	<p><b>Session Title and Bible Story</b></p> <p>Jesus Teaches Us About Caring for Others: <i>The Good Samaritan</i> (Luke 10:25-37)</p>	<p><b>Session Title and Bible Story</b></p> <p>Jesus Teaches Us About Loving Others: <i>Zacchaeus</i> (Luke 19:1-10)</p>	<p><b>Session Title and Bible Story</b></p> <p>Jesus Loves Us: <i>A Happy Day</i> (Luke 24:1-12; Matthew 28:1-12)</p>	<p><b>Session Title and Bible Story</b></p> <p>Jesus Teaches Us to Tell Others About Him: <i>Go and Tell Others</i> (Luke 24:13-49)</p>
<p><b>Bible Truth</b></p> <p>The friends brought their sick friend to Jesus.</p>	<p><b>Bible Truth</b></p> <p>The kind man helped the hurt man.</p>	<p><b>Bible Truth</b></p> <p>Jesus loved all people.</p>	<p><b>Bible Truth</b></p> <p>Jesus is alive.</p>	<p><b>Bible Truth</b></p> <p>Tell others about Jesus.</p>
<p><b>Bible Verse Phrases</b></p> <p>Jesus made the sick man well (Luke 5:24b).</p> <p>Jesus cares for me (1 Peter 5:7).</p>	<p><b>Bible Verse Phrases</b></p> <p>The kind person helped the man who was hurt (Luke 10:33).</p> <p>Jesus wants us to be kind (Luke 10:37).</p>	<p><b>Bible Verse Phrases</b></p> <p>Jesus went to Zacchaeus' house (Luke 19:6).</p> <p>Love one another (1 John 4:7).</p>	<p><b>Bible Verse Phrases</b></p> <p>Jesus is alive (Luke 24:6).</p> <p>Jesus loves us (1 John 4:19).</p>	<p><b>Bible Verse Phrases</b></p> <p>Go and tell others about Jesus (Matthew 28:19).</p> <p>The people were happy to see Jesus (Luke 24:34).</p>
<p><b>Learning Aim</b></p> <p>To help children know they can help their friends</p>	<p><b>Learning Aim</b></p> <p>To help children know they can be kind to each other</p>	<p><b>Learning Aim</b></p> <p>To help children know they can be friends</p>	<p><b>Learning Aim</b></p> <p>To help children know Jesus is alive</p>	<p><b>Learning Aim</b></p> <p>To help children know that we should tell others about Jesus</p>

# Session 1



**Bible Story and Scripture:**  
Jesus Teaches Us to Be a Friend:  
*The Four Friends*  
(Luke 5:17-20, 24b-26)

**Daily Bible Verses:**  
Jesus made the sick man well (Luke 5:24b).  
Jesus cares for me (1 Peter 5:7).

**Bible Truth:**  
The friends brought their sick friend to Jesus.

**Learning Aim:**  
To help children know they can help their friends

## *Prepare for the Session*

### *Study the Bible*

#### **Bible Background: Mark 2:1-12; Luke 5:17-26**

Capernaum, the setting for this event in Jesus' ministry, was located on the northwestern shore of the Sea of Galilee. It was the most important city in the region. Capernaum takes on added significance as Jesus' center of activities for most of his ministry. What happened at Capernaum revealed more of Jesus' nature, purpose, and love than occurrences in any other city with the exception of Jerusalem.

Although Jesus is always the focus of the gospel accounts, the encounter of Mark 2:1-12 would not have occurred had it not been for a very sick man with some very helpful friends. This event happened early in Jesus' ministry. Mark here begins a series of stories that portray the growing criticism of Jesus from the scribes and Pharisees, the teachers and keepers of the religious law. How like sinful humanity to take exception to something wonderful done for the sick man by his friends and something miraculous done to him by the Savior!

From Mark 2:3, we see that the man was in a sad condition. He was paralyzed. This man, however, had four very helpful friends (Mark 2:3-4). Friends do more than feel sorry or say kind words. They help. Because the place where Jesus was teaching the people was so crowded, these friends could not get inside the house. They had to think hard about how to help. They improvised by carrying their friend on his pallet to the roof of the house. They dug an opening through what must have been a composite of grass, plaster, tiles, and boards. Such determination demonstrated their desire to get their friend to Jesus.

Jesus rewarded their faith (2:5). He met two needs in the man. Jesus first forgave the man of his sins, the greatest sickness of all. Then Jesus healed the man of his disease, the illness everyone could see. The religious leaders accused Jesus of dishonoring God by claiming he could forgive the man's sins (2:7). They believed only God could do such a thing, and they did not believe Jesus was God's Son. But when the man got up and walked, those who saw what happened knew Jesus had real power.

The crowd, surely including the four friends, expressed amazement at what Jesus had done!  
What a wonderful Savior we have!

Teachers not only tell how friends act, but also they show their love and friendship for children by doing helpful things for them. At times the world may not understand, but God is pleased and others are blessed when we demonstrate our friendship in tangible ways.

## *Journey Through the Marketplace* (Bible Learning Activities)

**Art Activity: Draw a picture of my friend.**

**Resources needed: Resource Item 5: Friend Picture Pattern;** 8 ½" x 11" white paper or cardstock (1 per child); crayons or washable markers

**Preparation:** Make a copy of the friend picture pattern (**Resource Item 5**) on white paper or cardstock. Place the paper, crayons and/or markers on the art table.

**Guide the activity:** Explain to the children that they are going to draw a picture of their friend. Ask the child whom they would like to draw. Guide the children to add eyes, nose, mouth, ears, and hair to the circle on the paper. Then, tell them to draw their friend's arms and legs. Ask what color the child is wearing and tell them to make the shirt or dress that color. Remember, the picture may not look like a person at all when it is finished. Please don't draw for the child. Allow them to be creative. Write the child's friend's name under the picture. Write the child's name whom drew the picture on the back.

**Bible story conversation:** As the children are working on the pictures, say, *In today's Bible story, four friends helped their sick friend by carrying him to see Jesus. Today we are drawing a picture of our friend. Your picture will help you remember today's Bible story. It will also help you remember your friends at VBS and that friends can help.*

## *We Journey with Jesus* (Bible Story Time)

**Resources needed:** Resource Item 6: Teaching Picture: *The Four Friends*; Resource Item 10: Bible Verse Markers; 8 ½" x 11" cardstock or copy paper (3 colors); basket; craft sticks

**Preparation:** Print the Bible verse markers (**Resource Item 9**) on three colors of cardstock or copy paper. Cut the verses apart. Place them in the Bible at the correct references. Make one verse per child. Place the craft sticks with the children's names in the basket. You will use the basket and craft sticks each day in group time.

**Getting started:** Say, *Today, we have talked about friends.* Go around the circle and let each child name a friend. *Listen to our Bible story about four friends* (hold up four fingers and count them).

**Tell the Bible story:** Open your Bible to Luke 5:17-20, 24b-26 and tell the following story in your own words.

### **Jesus Teaches Us to Be a Friend: *The Four Friends*** **Luke 5:17-20, 24b-26**

There was a sick man who could not walk. His friends wanted him to see Jesus. They heard that Jesus could make sick people well. Since the man could not walk, the friends carried the man on his mat. They walked down the street to the house where Jesus was telling the people how much God cared for them.

There were many people in the yard and in the house listening to Jesus. It was too crowded for anyone else to go in the house. The friends did not think they would be able to get the sick man to Jesus.

The friends had an idea! They cut a hole in the roof of the house. Holding on to the mat, they let the sick man down through the hole in the roof. Now the sick man was lying on the floor right in front of Jesus. Jesus told the man to get up and walk. All the people in the house were happy because Jesus healed the man. They thanked God.

**Review the Bible story and read Bible verses:** Ask, *How many friends brought the man to Jesus? Did Jesus help the man to walk?* Choose a craft stick from the basket. Invite the child to select a Bible verse marker (**Resource Item 9**) from the Bible. Whisper the Bible verse to the child and prompt the child to "read" it. Repeat the Bible verse. Continue pulling craft sticks until Bible verse is read.

**Make life application:** Say, *Jesus wants us to help our friends just like the men in the Bible helped their friend.*

**Pray:** *Thank you, God, for our friends. Help us to be kind to our friends.*

## Session 2



### **Bible Story and Scripture:**

Jesus Teaches Us About Caring for Others:  
*The Good Samaritan*  
(Luke 10:25-37)

### **Daily Bible Verses:**

The kind person helped the man who was hurt (Luke 10:33).  
Jesus wants us to be kind (Luke 10:37).

### **Bible Truth:**

The kind man helped the hurt man.

### **Learning Aim:**

To help children know they can be kind to each other



## *Prepare for the Session*

### *Study the Bible*

#### **Bible Background: Luke 10:25-37**

The parable of the Good Samaritan teaches that God wants people to be kind to one another. Jesus told the parable "on one occasion" to respond to a question asked by an unnamed "expert in the law" (Luke 10:25).

The "expert in the law" had been tested by Jesus and sought to deflect some of his embarrassment by asking Jesus to define a neighbor. For the "expert in the law," a neighbor was always a Jew, never a non-Jew. The Jewish religious leaders asked such questions to limit the extent of their responsibility. The idea was that if they were able to limit who their neighbors were, then they could reduce their responsibility. Instead of defining neighbor, however, Jesus told this parable. The parable answers the question, *What does it mean to behave like a neighbor?*

Jesus placed the setting of the parable on the road from Jerusalem to Jericho. Robbers frequently attacked travelers on this road because of its many hiding places and rugged terrain.

Bandits robbed a traveler, beat him up, and left him for dead. Two Jewish religious leaders passed by the man as they traveled. The phrase "going down" (10:31) was the general way of describing traveling from Jerusalem. It also may imply that the two religious leaders were on their way home to Jericho after completing their time of service in the temple.

A despised Samaritan traveler saw the man, felt compassion for him, stopped, bandaged the wounds, and took him to an inn for further care. When the Samaritan departed the next morning, he left the innkeeper with additional funds to provide further care. The fact that the person who demonstrated kindness was a Samaritan heightened the contrast in the parable. Two respected religious people had failed to help, but a person they despised, a Samaritan, did stop and help the hurt man.

The teaching of this parable is clear: be kind to others. As teachers, we need to cultivate an attitude of compassion to those who are hurting. We need to expand the circle of our concern and get involved in ministering to the needs of others. Many people are hurting. Let's not set limits to our willingness to help others in Jesus' name.

***We Journey with Jesus***  
**(Bible Story Group Time)**

**Resources needed:** **Resource Item 14: Bible Verse Markers;** 8 ½" x 11" cardstock or copy paper (3 colors); basket and craft sticks (from session 1)

**Preparation:** Print the Bible verse markers (**Resource Item 14**) on three colors of cardstock or copy paper. Cut the verses apart. Place them in the Bible at the correct references. Make one verse per child. Place the craft sticks with the children's names in the basket.

**Getting started:** As the children sit down, use the poem to help them focus: *Open, shut them; Open, shut them. Give a little clap. Open, shut them; Open, shut them; Put them in your lap.* Teachers may use hand motions that correspond to the words in the poem. After repeating several times, the children will naturally follow your hand motions:

**Tell the Bible story:** Tell the story in your own words instead of reading it.

**Jesus Teaches Us About Loving Others: *The Good Samaritan***  
**Luke 10:25-37**

"Help me. I am hurt. Help me!" The man was very hurt. He had been beaten and robbed by angry men who left him on the side of the road. Several people passed by the man and heard him cry.

One man looked at him and moved to the other side of the road. Another man heard him, looked, and walked away. Finally, someone very kind heard the man crying. He bent down to see what was wrong. He smiled and said, "You have been hurt. I am going to help you."

The kind man put the man on his donkey and took him to a hotel until he got well.

**Review the Bible story and read Bible verses:** Ask, *How many people passed by the hurt man? What did the kind man do?* Choose a craft stick from the basket. Invite the child to select a Bible verse marker (**Resource Item 14**) from the Bible. Whisper the Bible verse to the child and prompt the child to "read" it. Continue pulling craft sticks until each Bible verse is read.

**Make life application:** Say, *Jesus wants us to be kind to people.* Ask, *How can you be kind to your friends? Was someone kind to you today?*

**Pray:** *Thank you, God, for friends who are kind.*

# Session 3



## **Bible Story and Scripture:**

Jesus Teaches Us About Loving Others: *Zacchaeus*  
(Luke 19:1-10)

## **Daily Bible Verses:**

Jesus went to Zacchaeus' house (Luke 19:6).  
Love one another (1 John 4:7).

## **Bible Truth:**

Jesus loved all people.

## **Learning Aim:**

To help children know they can be friends

## *Prepare for the Session*

### *Study the Bible*

#### **Bible Background: Luke 19:1-10**

Jesus was in the last months of his earthly ministry when he made his way through the city of Jericho. Jericho's central importance was that it was strategically located on one of the main roads to Jerusalem. As Jesus journeyed through Jericho toward Jerusalem, he met the local tax collector, Zacchaeus.

Tax collectors were the most unpopular professional businessmen in Israel. The Roman Senate had found it convenient to farm the direct taxes and the customs taxes to such tax collectors, who undertook to pay a given sum into the treasury. Contracts of this kind fell naturally into the hands of the commercial and financial class of Romans. A system for collecting the taxes was set up, like a company, with the local representative being a person like Zacchaeus. These tax-gatherers were encouraged by their superiors to extract excessive amounts of money from the poor and the working class.

Zacchaeus's title of "chief tax-collector" probably placed him in a relatively high position in the system, which would be an impressive accomplishment for a Jew. Very few Jews could reach such a high position in the Roman taxation system. In this position Zacchaeus's money-making potential was enormous, as was the people's hatred toward him.

Zacchaeus's heart was changed by the power of God's love. After his experience with Christ, Zacchaeus promised to give half of all he owned to the poor and to pay back four times the amount he had cheated from any one person. The change in Zacchaeus's heart was manifested in his actions.

When Jesus comes into our lives, it should produce a visible change in the way we treat people and the way we live. We should always be prepared to help the poor and treat people with dignity and love.

***Journey Through the Marketplace***  
**(Bible Learning Activities)**

**Art Activity: Make "We care" cards.**

**Resources needed:** 8 ½" x 11" copy paper (various colors); washable markers; pictures of flowers from magazines, greeting cards or stickers; glue sticks

**Preparation:** Copy the cards on copy paper. Place the flower pictures or stickers and markers on the table.

**Guide the activity:** Say, *Today, we are going to decorate cards to send to people who need to know that people care about them. Consider homebound or people in assisted living facilities.* Give each child a piece of paper. Guide children to select a picture or stickers. Help them glue the pictures or put the stickers on the inside and back of the card. When the cards are finished, take or mail to people who are sick.

**Bible story conversation:** Say, the Bible says, "Love one another." *Thank you for showing love to people.*

## *We Journey with Jesus* (Bible Story Time)

**Resources needed: Resource Item 21: Bible Verse Markers;** 8 ½" x 11" cardstock or copy paper (3 colors); basket and craft sticks (from previous sessions)

**Preparation:** Print the Bible verse markers (**Resource Item 21**) on three colors of cardstock or copy paper. Cut the verses apart. Place them in the Bible at the correct references. Make one verse per child. Place the craft sticks with the children's names in the basket.

**Tell the Bible story:** Open your Bible to Luke 19 and tell the story of Zacchaeus. Use voice inflection and good eye contact as you tell the story.

### **Jesus Teaches About Loving Others: *Zacchaeus*** **Luke 19:1-10**

Zacchaeus was very lonely. People did not like Zacchaeus very much because he was a tax collector and often took their money from them. Zacchaeus did not have many friends. One day, Zacchaeus heard that Jesus was going to come to his town. He was excited. He knew that Jesus spoke to many different kinds of people. Maybe Jesus would speak to him.

On the day that Jesus came to Zacchaeus' town, many people filled the street. They wanted to see Jesus. Since Zacchaeus was short, he could not see over the people in the street. He jumped up and down and tried to see, but all he could see were the tops of their heads. Finally, he had an idea. There was a tree on the side of the road. He could climb the tree and get high enough to see Jesus.


Zacchaeus quickly climbed the tree just as Jesus was walking by him. Suddenly, Jesus stopped and looked up in the tree. He smiled at Zacchaeus. For the first time, Zacchaeus knew that he had a friend. Jesus said, "Zacchaeus, come down from the tree. I want to go to your house!" Zacchaeus was so happy. He climbed down the tree and walked with Jesus to his house. Zacchaeus knew that Jesus loved him. He knew that Jesus was his friend.

**Review the Bible story and read Bible verses:** Ask, *Where is Zacchaeus? Why did he climb the tree? What did Jesus say to Zacchaeus?* Choose sticks from the basket. Whisper each of the verses. Then the child can say it aloud. Repeat until every Bible marker is read

**Make life application:** Talk with the children about how Jesus was a kind friend. Ask the children to name some things they can do to be kind to their friends.

**Pray:** *Thank you, God, for friends.*

# Session 4



**Bible Story and Scripture:**  
Jesus Loves Us: *A Happy Day*  
(Luke 24:1-12; Matthew 28:1-12)

**Daily Bible Verses:**  
Jesus is alive (Luke 24:6).  
Jesus loves us (1 John 4:19).

**Bible Truth:**  
Jesus is alive.

**Learning Aim:**  
To help children know Jesus is alive

## *Prepare for the Session*

### *Study the Bible*

#### **Bible Background: Luke 24:1-12; Matthew 28:1-12**

Sabbath was over, the day that symbolized God's day of rest. Mary Magdalene and "the other Mary" (see Matthew 27:56) went to the tomb where Jesus had been buried. The tomb was probably a cave hewn out of a limestone hillside. It likely had two chambers. The first would have had a ledge around it; the second, a niche cut out for the body. Ordinarily, tombs were reused. When space was needed for additional bodies, the remains would be removed and placed in a hole in the floor. Jesus' tomb had never been used (Matthew 27:60; John 19:41).

Mary Magdalene was from Magdala, a village on the western shore of the Sea of Galilee. She became one of Jesus' followers after Jesus cast seven demons out of her (Luke 8:2). She is always named first when women are listed. She was the first person to see Jesus after his resurrection, according to the Gospel of John (John 20:1-18).

As "Mary Magdalene and the other Mary went to look at the tomb" (Matt. 28:1), a great earthquake occurred, and an angel rolled away the stone that sealed the entrance! Originally the large, round stone had been set in a groove and rolled down to cover the entrance.

The angel attempted to calm the women's fears. Then the angel told them that Jesus was gone from the tomb. He had risen from the dead! The women were instructed to tell Jesus' disciples and convey the instructions to go to a prearranged meeting place in Galilee (Mark 14:28; Matthew 26:32).

On the way to deliver the message to the disciples, the women met Jesus. He greeted them, tried to alleviate their fears, and repeated the message to be delivered to the disciples. The women hurried to deliver the message. What a wonderful day!



## ***Journey Through the Marketplace*** **(Bible Learning Activities)**

### **Art Activity: Decorate a photo frame.**

**Resources needed:** Die-cut 4" x 6" (inside measurement) picture frames (1 per child, brown cardstock, poster board, or fun foam); photos of children (individual or group); double-stick tape; fun foam footprints or flowers (adhesive backed); magnetic strip (two 1" strips per child)

**Preparation:** Pre-cut the picture frames. The children's pictures could be taped in the frames before the session. Write "VBS \_\_\_\_\_ (year)" and your church name on the bottom of the frame.

**Guide the activity:** As the children come to the center, they will decorate a picture frame with the footprint or flower shapes. Give the children the two pieces of magnetic strip to place on the back of the picture frame. This will be a keepsake for the children!

**Bible story conversation:** *Say, Easter is the day when we celebrate that Jesus is alive. At Easter, we see many flowers that help us celebrate. The angel said Jesus is alive. The women were happy. We are happy today too. Jesus is alive!*

## ***We Journey with Jesus*** **(Bible Story Time)**

**Resources needed: Resource Item 26: Bible Verse Markers;** 8 ½" x 11" cardstock or copy paper (3 colors); basket with craft sticks (from previous sessions)

**Preparation:** Print the Bible verse markers (**Resource Item 26**) on three colors of cardstock or copy paper. Cut the verses apart. Place them in the Bible at the correct references. Make one verse per child. Place the craft sticks with the children's names in the basket.

**Tell the Bible story:** Open your Bible to Luke 24 and Matthew 28 and tell the story of the resurrection of Jesus. Use lots of expression in your voice and good eye contact as you tell the story.

### ***Jesus Loves Us: A Happy Day*** **Luke 24:1-12**

Very early in the morning, two women, both named Mary, were talking as they walked up the hill to Jesus' tomb. As they got near, Mary Magdalene cried, "What is that? Do you see that bright light?" They were both stunned to see such a sight. An angel, dressed in shining white robes, spoke to them. The angel said, "Do not be afraid. Jesus isn't here; he has risen." Jesus was alive? How could that be?

The two women were joyously excited to learn that Jesus was alive. The angel told them to tell their friends that Jesus was alive, and so they rushed off to do as he said. Running breathlessly down the hill, they stopped just short of bumping into Jesus himself.

They instantly bowed down and worshiped Jesus. Jesus told them to go and tell his followers that he was alive. With a little hesitation to leave Jesus, the women hurried off to deliver the wonderful news. What a joy it was to find Jesus alive!

**Review the Bible story and read Bible verses:** Review the story with the children by asking questions about the story. Choose a stick from the basket. Call the child to choose a Bible verse marker (**Resource Item 26**). Read the verse to the child and then ask the child to repeat it. Emphasize that the women were very happy to learn that Jesus was alive.

**Make life application:** Today our story was a very happy story. Jesus loves you so much!

**Pray:** Thank God that Jesus is alive. Thank God for each child in the group.

# Session 5:



## **Bible Story and Scripture:**

Jesus Teaches Us to Tell Others About Him: *Go and Tell Others*  
(Luke 24:13-49)

## **Daily Bible Verses:**

Go and tell others about Jesus (Matthew 28:19).  
The people were happy to see Jesus (Luke 24:34).

## **Bible Truth:**

Tell others about Jesus.

## **Learning Aim:**

To help children know that we should tell others about Jesus

## *Prepare for the Session*

### *Study the Bible*

#### **Bible Background: Luke 24:13-49**

A modern eye examination usually begins with the patient viewing a chart with lines of letters of the alphabet printed in graduated sizes. The two travelers on the Emmaus road needed no such examination, however. Theirs were not visual problems but perception problems. They failed to recognize Jesus.

Emmaus was a village approximately seven miles from Jerusalem (Luke 24:13). It was late in the evening on Easter. Cleopas and an unidentified companion were walking home. They were talking about the terrible events of the last three days—the crucifixion and surrounding circumstances. They both were followers of Jesus.

The forlorn travelers were engrossed in their conversation when a stranger joined. The newcomer seemed totally unaware of the events that had so recently transpired in Jerusalem. The travelers told him about the horrible crucifixion. They explained about the women finding the tomb empty. They lamented that no one had actually seen Jesus. Their disillusionment must have been evident in their report. They had believed Jesus was Israel's promised Redeemer.

Jesus chided them for being discouraged in their faith. He reassured them their faith had not been misplaced. Then Jesus began to remind them of all the Scriptures that said the Messiah would "suffer these things and then enter his glory" (Luke 24:25). Jesus referred to "Moses and all the Prophets" (24:27). The Jewish Scriptures of that day consisted of two parts: the Law of Moses (Genesis—Deuteronomy) and "the Prophets." The Law of Moses refers to the first five books of the Bible. The Prophets refers to the former prophets—meaning Joshua, Judges, 1 and 2 Samuel, and 1 and 2 Kings—and the latter prophets, meaning the books generally associated with the prophets. A third major section, the Writings (the remaining books of our Old Testament), had not yet been finalized at the time of Jesus.

On reaching their home, the travelers invited Jesus to stay with them. Guests were highly esteemed in Jewish culture. When a stranger knocked on the door, the head of the household almost always extended hospitality to them.

While they were eating, the two travelers finally recognized Jesus. They were overjoyed and hastened back to Jerusalem to spread the word that Jesus was alive. They had seen him!

## *We Journey with Jesus* (Bible Story Time)

**Resources needed: Resource Item 31: Teaching Picture: *Go and Tell Others*; Resource Item 32: Bible Verse Markers;** 8 ½" x 11" cardstock or copy paper (3 colors); basket and craft sticks (from previous sessions)

**Preparation:** Print the Bible verse markers (**Resource Item 32**) on three colors of cardstock or copy paper. Cut the verses apart. Place them in the Bible at the correct references. Make one verse per child. Place the craft sticks with the children's names in the basket.

**Tell the Bible story:** Open your Bible to Luke 24 and tell the Bible story. Try to be very familiar with the story so you are telling it and not simply reading it!

### **Jesus Teaches Us to Tell Others About Jesus: *Go and Tell Others*** (Luke 24:13-49)

"What a day we have had! When I woke up this morning I did not think I would see Jesus. I was very surprised when we saw and talked with him," Cleopas said to his friend.

Two of Jesus' friends were walking from Jerusalem to the village of Emmaus. They began talking about all the things that happened that week. Suddenly, they looked up and a man began to walk with them. The man talked about Jesus and all the wonderful things Jesus did. Cleopas and his friend liked to listen to this man. He seemed like their very best friend.

When they got near their home, Cleopas said, "Please come to my house and eat with us. We want to talk to you some more."


The man went to Cleopas' house. Before they ate, the man began to thank God for the food. Just as he began to speak, Cleopas recognized who he was. This was Jesus! Jesus was alive and eating at his house. Cleopas and his friend were very happy. This was their best friend. This was Jesus.

**Review the Bible story and read Bible verses:** Choose a stick from the basket. Invite the child to select a Bible verse marker (**Resource Item 30**) from the Bible. Whisper the Bible verse to the child and prompt the child to "read" it. Repeat the Bible verse. Continue pulling sticks until each Bible verse is read.

**Make a life application:** Ask the children to name people they love. Explain to them that the men were happy to see Jesus because they loved him. Talk with preschoolers about ways they can show others we love them.

**Pray:** Thank God for Jesus and that Jesus loves us. Mention each child's name in the prayer.

# Thank you, God for friends.



Jesus made the sick man well.

Luke 5:24b



The friends thanked God.

Luke 5:26



Jesus cares for me.

1 Peter 5:7



Jesus made the sick man well

Luke 5:24b



The friends thanked God.

Luke 5:26




Jesus cares for me.

1 Peter 5:7




The kind person helped the man who  
was hurt. Luke 10:33



Jesus wants us to be kind.  
Luke 10:37




Be kind to one another.  
Ephesians 4:32




The kind person helped the man who  
was hurt. Luke 10:33



Jesus wants us to be kind.  
Luke 10:37



Be kind to one another.  
Ephesians 4:32



**Resource Item 14: Bible Verse Markers (Session 2: Group Time)**



Jesus went to Zacchaeus' house.  
Luke 19:6



Zacchaeus was happy.  
Luke 19:6



Love one another.  
1 John 4:7



Jesus went to Zacchaeus' house.  
Luke 19:6



Zacchaeus was happy.  
Luke 19:6



Love one another.  
1 John 4:7



Jesus is alive!  
Luke 24:6



Jesus loves us.  
1 John 4:19



God loved us and sent his Son.  
John 3:16



Jesus loves us.  
1 John 4:19



Jesus is alive!  
Luke 24:6



God loved us and sent his Son.  
1 John 4:19



Go and tell others about Jesus.  
Matthew 28:19



The people were happy to see Jesus.  
Luke 24:34



Jesus said, 'You are my friends.'  
John 15:14



The people were happy to see Jesus.  
Luke 24:34



Go and tell others about Jesus.  
Matthew 28:19



Jesus said, 'You are my friends.'  
John 15:14

